






## Year One Phonics – Lions Group: Phase 3 (28.5.21)

This week we are looking at the sound **oi** and reading 2 syllable words  
 This week we are focussing on these tricky words: **you my me**

Monday	Tuesday	Wednesday	Thursday	Friday
We are learning the grapheme: <b>oi</b> Practice reading and writing these words <b>oil</b> <b>boil</b> <b>coin</b> <b>join</b> <b>soil</b>	We are learning about 2 syllable words Practice reading and writing these words <b>chicken</b> <b>rocket</b> <b>wicked</b> <b>zigzag</b> <b>liquid</b>	We are learning about 2 syllable words Practice reading and writing these words <b>jacket</b> <b>rooftop</b> <b>farmyard</b> <b>tonight</b>	We are reading captions Practice reading these captions: <b>A duck, a sheep and a goat go to see the vet.</b>  <b>The pig and the fox go down the road.</b>	We are learning some tricky words Practice writing and reading these words  <b>you</b> <b>my</b> <b>me</b>
<a href="https://www.youtube.com/watch?v=EMdtke9HZVE">https://www.youtube.com/watch?v=EMdtke9HZVE</a> 	<a href="https://www.youtube.com/watch?v=K0Gr6TiUGe4">https://www.youtube.com/watch?v=K0Gr6TiUGe4</a> 	<a href="https://www.youtube.com/watch?v=K0Gr6TiUGe4">https://www.youtube.com/watch?v=K0Gr6TiUGe4</a> 	<a href="http://www.twinkl.co.uk/gocode">www.twinkl.co.uk/gocode</a> <b>Code PB7196</b> 	<a href="https://www.youtube.com/watch?v=ri4u0TjAZ38">https://www.youtube.com/watch?v=ri4u0TjAZ38</a> 
<b>Sentence work:</b> <i>Adults can write these sentences for you to read or say them aloud for you to write.</i>  <b>Will a car need oil?</b>  <b>Can soil be red?</b>	<b>Sentence work:</b> <i>Adults can write these for you to read or say them aloud for you to write.</i>  <b>The rocket can go to the moon.</b>  <b>A chicken will peck.</b>	<b>Sentence work:</b> <i>Adults can write these for you to read or say them aloud for you to write.</i>  <b>My jacket is tight.</b>  <b>The moon is bright tonight.</b>	<b>Sentence work:</b> <i>Adults can write these for you to read or say them aloud for you to write.</i>  <b>The shark has sharp teeth.</b>  <b>The fat toad is in the boat.</b>	<b>Sentence work:</b> <i>Adults can write these for you to read or say them aloud for you to write.</i>  <b>My Mum can see me.</b>  <b>Can you see me?</b>
Play a game/activity on phonics play, these are suggestions but you can choose one you enjoy (Login at <a href="http://www.phonicsplay.co.uk">www.phonicsplay.co.uk</a> Username: stjosephsrcinfant Password: lion321)				
<a href="https://www.phonicsplay.co.uk/resources/phase/3/picnic-on-pluto">https://www.phonicsplay.co.uk/resources/phase/3/picnic-on-pluto</a> Select Pase 3 / oi	<a href="https://www.phonicsplay.co.uk/resources/phase/3/flashcards-speed-trials">https://www.phonicsplay.co.uk/resources/phase/3/flashcards-speed-trials</a> Select Phase 3	<a href="https://www.phonicsplay.co.uk/resources/phase/3/pick-a-picture">https://www.phonicsplay.co.uk/resources/phase/3/pick-a-picture</a> Select Phase 3	<a href="https://www.phonicsplay.co.uk/resources/phase/3/rocket-rescue">https://www.phonicsplay.co.uk/resources/phase/3/rocket-rescue</a> Select Phase 3	<a href="https://www.phonicsplay.co.uk/resources/phase/3/tricky-word-trucks">https://www.phonicsplay.co.uk/resources/phase/3/tricky-word-trucks</a> Select Phase 2 or 3

## Year One Phonics – Lions Group: Phase 3 (28.5.21)

**Teaching Points:** *Encourage your child to point to each sound and blend the sounds together to read the words. They should practice writing the words out themselves and then draw the sound buttons on to help them identify where they need to blend the sounds.*

### **Tricky words**

*You can also regularly go through the high frequency word list in the phonics and spellings packs that were given out and are on the website. Your child can practice reading and writing sentences with the tricky words. They could practice forming the words with different objects and media such as playdough, sand, paint, marbles, toy cars etc.*



**Happy reading and spelling**