






Year One Phonics – Tigers Group: Phase 5a (28.6.21)

This week we are learning these sounds: **oy ir ue aw**

This week we are reading and spelling these tricky words: **Mr Mrs looked called asked**

Monday	Tuesday	Wednesday	Thursday	Friday
<p>We are learning the grapheme:</p> <p style="text-align: center;">oy</p> <p>Practice reading and writing these words</p> <p style="text-align: center;">toy boy annoy enjoy royal</p>	<p>We are learning the grapheme:</p> <p style="text-align: center;">ir</p> <p>Practice reading and writing these words</p> <p style="text-align: center;">girl thirteen birth skirt first</p>	<p>We are learning the grapheme:</p> <p style="text-align: center;">ue</p> <p>Practice reading and writing these words</p> <p style="text-align: center;">clue glue statue rescue argue</p>	<p>We are learning the graphemes:</p> <p style="text-align: center;">aw</p> <p>Practice writing and reading these words</p> <p style="text-align: center;">jaw claw yawn shawl drawer</p>	<p>We are learning some tricky words</p> <p style="text-align: center;">Practice writing and reading these words</p> <p style="text-align: center;">Mr Mrs looked called asked</p>
<p>https://www.youtube.com/watch?v=2O1LfiETW1k</p> 	<p>https://www.youtube.com/watch?v=2O1LfiETW1k</p> 	<p>https://www.youtube.com/watch?v=2O1LfiETW1k</p> 	<p>https://www.youtube.com/watch?v=2O1LfiETW1k</p> 	<p>https://www.youtube.com/watch?v=DbcZnb2iz1c</p> 
<p>Sentence work: <i>Adults can write these sentences for you to read or say them aloud for you to write.</i></p> <p style="text-align: center;">Can a boy get the toy?</p> <p style="text-align: center;">Will she annoy the boy?</p>	<p>Sentence work: <i>Adults can write these for you to read or say them aloud for you to write.</i></p> <p style="text-align: center;">Can a girl put on a skirt that twirls?</p> <p style="text-align: center;">Is your birthday on the first?</p>	<p>Sentence work: <i>Adults can write these for you to read or say them aloud for you to write.</i></p> <p style="text-align: center;">Can you argue with a statue?</p> <p style="text-align: center;">Is it true that you can get blue glue?</p>	<p>Sentence work: <i>Adults can write these for you to read or say them aloud for you to write.</i></p> <p style="text-align: center;">Can a paw also be a claw?</p> <p style="text-align: center;">Do you stretch your jaw when you yawn?</p>	<p>Sentence work: <i>Adults can write these for you to read or say them aloud for you to write.</i></p> <p style="text-align: center;">I looked at Mrs Brown today.</p> <p style="text-align: center;">Mr Green is in today.</p>
<p>Play a game/activity on phonics play, these are suggestions but you can choose one you enjoy (Login at www.phonicsplay.co.uk Username: stjosephsrcinfant Password: lion321)</p>				
<p>https://www.phonicsplay.co.uk/resources/phase/2/buried-treasure</p> <p>Select Phase 5 / oy</p>	<p>https://www.phonicsplay.co.uk/resources/phase/2/dragons-den</p> <p>Select Phase 5 / ir</p>	<p>https://www.phonicsplay.co.uk/resources/phase/5/flashcards-speed-trials</p> <p>Select phase 5</p>	<p>https://www.phonicsplay.co.uk/resources/phase/5/picnic-on-pluto</p> <p>Select Phase 5 / ue & aw</p>	<p>https://www.phonicsplay.co.uk/resources/phase/5/tricky-words-trucks Select Phase 4 & 5a for practise</p>

Year One Phonics – Tigers Group: Phase 5a (28.6.21)

Teaching Points: *Encourage your child to point to each sound and blend the sounds together to read the words. They should practice writing the words out themselves and then draw the sound buttons on to help them identify where they need to blend the sounds.*

Tricky words

You can also regularly go through the high frequency word list in the phonics and spellings packs that were given out and are on the website. Your child can practice reading and writing sentences with the tricky words. They could practice forming the words with different objects and media such as playdough, sand, paint, marbles, toy cars etc.



Happy reading and spelling